

COMPTECH[®]
WORLD CLASS COMPRESSOR

Since - 1966

ROTARY SCREW AIR COMPRESSOR

YOUR ENERGY EFFICIENT COMPRESSED AIR SOLUTION



5.5 - 245 kw / 7.5 - 335 HP

www.comptechcompressor.com

ABOUT US



Comptech Equipments Limited (CEL), established in 1966 is an ISO 9001:2008 Company, which designs and manufactures most reliable energy efficient wide range of Air Compressors with a vision to provide Compressed Air Solution to Everyone, Everywhere.

CEL has experienced continued growth over the years with the help of Continuous R & D and over the edge Customer Satisfaction. We have expanded its state-of-the-art manufacturing facility to an area of 10,000 sq. meter at Zak industrial zone on outskirts of Ahmedabad (Gujarat, India).

Small Recip Division



ADVANCED TECHNOLOGY


Technology has always been our strength in India as our products are always equipped with the latest technologies to make sure our customers always get to have World Class Quality Products to compete effectively with their rivals.

DECADES OF EXPERIENCE

With Decades of Experience comes a reliable knowledge. We at CEL know what our customers need before they know it, as a result, our customers completely trust us with the Products we provide them, without any distrust.

Rotary Screw Division





Large Oil Free Recip Division



ROBUST DESIGN

With State of the Art Manufacturing Unit, we have all the equipment to make sure the Quality of each and every product is upto our standards and are insensitive to variations. Getting a standard quality a products have led us to be the Leading brand in the PET Industry.

Air Receiver Division



CUSTOMER SATISFACTION

Since its foundation in 1966, CompTech has focused on delivering the best of experience and world class standards to its stakeholders. We believe that a Satisfied Customer is the best business strategy of all, which has enabled us to have a continuous Growth over the Years.

SPECIFICATION



1. SEAMLESS PIPELINES

We use Seamless, long life Pipelines instead of short-lived Hosepipes, which eliminates oil Leakages.

3. OIL FILTRATION SYSTEM

High efficiency two stage oil filtration system in which oil is initially separated by Centrifugal force and minimal oil remains are then separated by separator element.

2. PLC

Advanced microprocessor based control system with features such as online pressure, temperature and current measurement, safety settings, online maintenance indications. It also has a unique fan control system which eliminates use of thermostats in the compressor.





4. CONTROL PANEL

Control Panel / starter has been put in the cold zone which ensure long life operation. Switchgears are also made of Siemens or standard quality.



5. HIGH CAPACITY DUAL AIR FILTER

Big Size, High efficient , dual filtering stage suction Air Filter for Dusty Environment of India with prefilters.



6. AIR & OIL COOLER

Based on the Hot Climate of India, we provide Big size, high efficient Air & Oil Cooler which increases the durability of the Compressor.



7. ENERGY SAVING SINGLE SHAFT DESIGN

Upto CTSD 30 we have every saving single shaft design which is maintenance free coupling, which reduces number of components needed in gear drive, increasing reliability and durability through elimination of wear & transmission loss.



TECHNICAL SPECIFICATIONS

STANDARD FIXED SPEED MODELS

COMPRESSOR MODEL	MOTOR		FAD @ 8 kg/cm ²	FAD @ 10 kg/cm ²	SOUND LEVEL	COMPRESSOR RPM	DIMENSION LWH	WEIGHT
	KW	HP	CFM	CFM	DB		INCHES	KG.
CTSD 7.5	5.5	7.5	26	24	68	2900	34 X 26 X 44	400
CTSD 10	7.5	10	40	35	68	2900	34 X 26 X 44	400
CTSD 15	11	15	64	55	68	2900	36 X 30 X 43	400
CTSD 20	15	20	85	77	70	2900	36 X 30 X 43	450
CTSD 25	18.5	25	110	100	71	2900	49 X 30 X 51	550
CTSD 30	22	30	135	114	72	2900	49 X 30 X 51	550
CTSD 40	30	40	185	172	72	2900	57 X 35 X 58	750
CTSD 50	37	50	232	215	73	2900	57 X 35 X 58	800
CTSD 60	45	60	275	254	74	2900	73 X 42 X 67	960
CTSD 75	55	75	356	321	75	2900	73 X 42 X 67	1150
CTSD 100	75	100	490	450	76	2900	79 X 47 X 65	1400
CTSD 120	90	120	554	543	76	2900	79 X 58 X 70	1900
CTSD 150	110	150	-	670	76	2900	92 X 59 X 73	2400
CTSD 180	132	180	-	773	76	2900	92 X 61 X 75	2500
CTSD 215	160	215	-	830	77	2900	99 X 65 X 78	3200
CTSD 250	185	250	-	1002	79	2900	110 X 70 X 85	3700
CTSD 300	220	300	-	1323	79	2900	110 X 70 X 85	4100
CTSD 335	245	335	-	1440	79	2900	110 X 70 X 85	4500

TYPICAL COMPRESSED AIR SUPPLY SYSTEM



VFD+ MODELS WITH PM MOTOR

VFD MODEL	MOTOR		WORKING PRESSURE	MAX PRESSURE	FAD	VFD MODEL	MOTOR		WORKING PRESSURE	MAX PRESSURE	FAD
	kW	HP	Kg/cm ²	Kg/cm ²	cfm		kW	HP	Kg/cm ²	Kg/cm ²	cfm
CTSD 15 VFD+	11	15	7	7.5	27-70	CTSD 40 VFD+	30	40	9.5	10	86-172
	11	15	8	8.5	27-64		30	40	12.5	13	86-140
	11	15	9.5	10	27-55		37	50	7	7.5	107-253
	11	15	12.5	13	27-45		37	50	8	8.5	107-235
CTSD 20 VFD+	15	20	7	7.5	38-95	CTSD 50 VFD+	37	50	9.5	10	107-215
	15	20	8	8.5	38-89		37	50	12.5	13	107-185
	15	20	9.5	10	38-77	CTSD 60 VFD+	45	60	7	7.5	127-301
	15	20	12.5	13	38-67		45	60	8	8.5	127-276
CTSD 25 VFD+	18	25	7	7.5	50-120	CTSD 60 VFD+	45	60	9.5	10	127-254
	18	25	8	8.5	50-112		45	60	12.5	13	127-206
	18	25	9.5	10	50-100		CTSD 75 VFD+	55	75	7	7.5
	18	25	12.5	13	50-84	55		75	8	8.5	160-358
CTSD 30 VFD+	22	30	7	7.5	57-140	CTSD 75 VFD+	55	75	9.5	10	160-321
	22	30	8	8.5	57-135		55	75	12.5	13	160-265
	22	30	9.5	10	57-114		CTSD 100 VFD+	75	100	7	7.5
	22	30	12.5	13	57-94	75		100	8	8.5	224-490
CTSD 40 VFD+	30	40	7	7.5	86-205	CTSD 100 VFD+	75	100	9.5	10	224-452
	30	40	8	8.5	86-186		75	100	12.5	13	224-390



Tank mounted Screw Compressor
with **Air Drier** Models
available up to 30 HP

VFD WITH PM MOTOR

A REVOLUTION IN ENERGY SAVING

VFD (VARIABLE FREQUENCY DRIVE) WITH PM MOTOR

With the motive to reduce the Energy cost in our Air Compressors, we now introduce Energy saving Permanent Magnet Motors with our VFD models which decrease the Energy consumption substantially to save even more energy as well as money.

WHY PM MOTOR?

- ☑ Interior PM (IPM) Motor Efficiency upto 94.5%, which Outperforms Ie3 efficiency level.
- ☑ On Average 20% Lower specific Energy Requirement than the current VSD models.
- ☑ On top of energy savings, Free Air Delivery (FAD) increase up to 12% over the range.
- ☑ Compact small in size IPM motor has no bearings which means no wearing parts, no maintenance on motor side and no gears or belts, leading to a Transmission Efficiency of 100%.



STANDARD QUALITY VFD



PLC WITH VFD



FEATURES

SMOOTH START-UP

The VSD is soft starting, enabling controlled acceleration and deceleration which reduces stress on mechanical components and enhances system reliability. This results in increased life of the compressor.

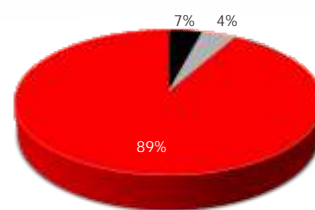
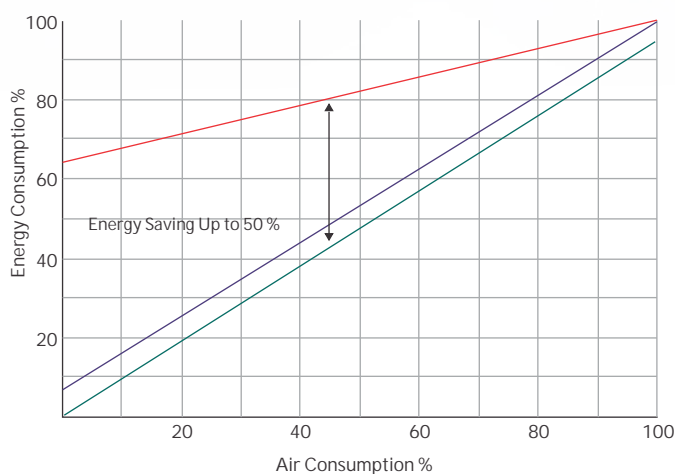
SMART CONTROL

VSD keeps desired line pressure constant, adjusting automatically according to system air consumption by varying motor speed. The Compressor only consumes the energy needed to produce the compressed air required by the system. In fixed speed if compressor operates on no load, energy is wasted while no work is performed. VFD with PM motor saves up to 39% energy compared to conventional cycling.

A fixed speed compressor operates on a load-unload band of at least 10 PSI around the working pressure, whereas with VSD Compressor can be operated within a band of 2 PSI. For every 2 PSI reduction in operating pressure, there is 1% power saving.

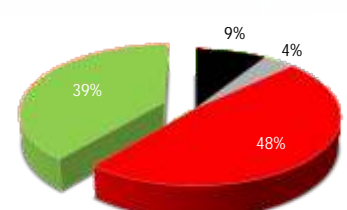
5 YEARS LIFE CYCLE COST WITH VFD & WITHOUT VFD

SAVINGS OF ABOUT 23 LAKH RUPEES IN 5 YEARS



Compressor Without VFD

- Compressor Cost
- Electricity Cost
- Maintenance Cost



Compressor With VFD and PM motor

- Electricity Cost
- Saving
- Compressor Cost
- Maintenance Cost

Comparison of energy Consumption of 37 Kw. Compressor at 50% Load for Electric rate Rs. 8/- per Kw.

HIGH EFFICIENCY CTS II - SERIES

TWO – STAGE ENERGY SAVING SCREW AIR COMPRESSORS

Blue Sky Edition



- Best in Class Efficiency
- With Premium Efficiency 2 stage Air-end
- Better Life due to Low Motor RPM of 1450
- Available with Super Premium
- Efficiency Motor Ie3 & Ie4.
- Low Noise and Low Vibrations
- Lowest Cost of Ownership in the Market.
- 50,000 Hours Bearing Life.

About
15%
Energy Savings

Technical Specifications

COMPRESSOR MODEL	MOTOR		WORKING PRESSURE BAR g	CAPACITY FAD		SOUND LEVEL DB	COMPRESSOR RPM
	KW	HP		CFM	m3/min		
CTS II 40	30	40	5	260	7.36	72	Approx. 1450 (Variable Speed)
			8	215	6.09		
			10	190	5.38		
CTS II 50	37	50	5	326	9.23	73	
			8	258	7.31		
			10	234	6.63		
CTS II 60	45	60	5	392	11.10	74	
			8	352	9.97		
			10	305	8.64		
CTS II 75	55	75	5	490	13.88	75	
			8	405	11.47		
			10	373	10.56		
CTS II 100	75	100	5	653	18.49	76	
			8	565	16.00		
			10	519	14.70		
CTS II 120	90	120	5	784	22.20	76	
			8	706	19.99		
			10	320	17.56		
CTS II 150	110	150	5	980	27.75	76	
			8	812	22.99		
			10	770	21.80		
CTS II 180	132	180	5	1176	33.30	76	
			8	990	28.03		
			10	923	26.14		

SOME OF OUR REPUTED CLIENTS

PATANJALI



Aãva[®]
Natural Mineral Water



Indian
Railways

cello



FROOTI[™]
MANGO DRINK



EUREKA
FORBES

Fresca[®]
DRINK THE FRUIT



संदेश



Sidel

AOKI

ASB
Form Your Vision

SHYAM[®] Plastic Machinery

Parle Agro
refreshing India

TATA WATER PLUS

gallons[®]
HEXA SERIES
PREMIUM WATER

Bisleri



Manikchand[®]
Oxyrich



2 STAGE SCREW AIREND DESIGN

- 01 Two stage airend with an integrated design has two independent units of air compression located on top and bottom which helps achieve about 15% more efficiency than single stage Air Ends.
- 02 One air end unit contains as much as 15 bearings which are designed to run at least 60,000 hours.
- 03 The design concept of the two stage air end adopts big rotors running at Low RPMs (1480 rpm), with which the working noise and vibration decrease.



OUR CUSTOMERS



SALES &
SERVICE
NETWORK
ALL OVER
INDIA

More And More
Users Trust
Comptech Every Year
To Fulfil Their
Compressed Air
Needs



COMPTECH EQUIPMENTS LIMITED

Zak Industrial Area, Naroda - Dahegam Road(Ahmedabad),
Dist. Gandhinagar, Gujarat - 382305 (India)

Your Nearest Contact: _____

 info@comptechcompressor.com

 www.comptechcompressor.com

 [/company/comptech-equipment-limited](https://www.linkedin.com/company/comptech-equipment-limited)

 [/comptechcompressor](https://www.facebook.com/comptechcompressor)